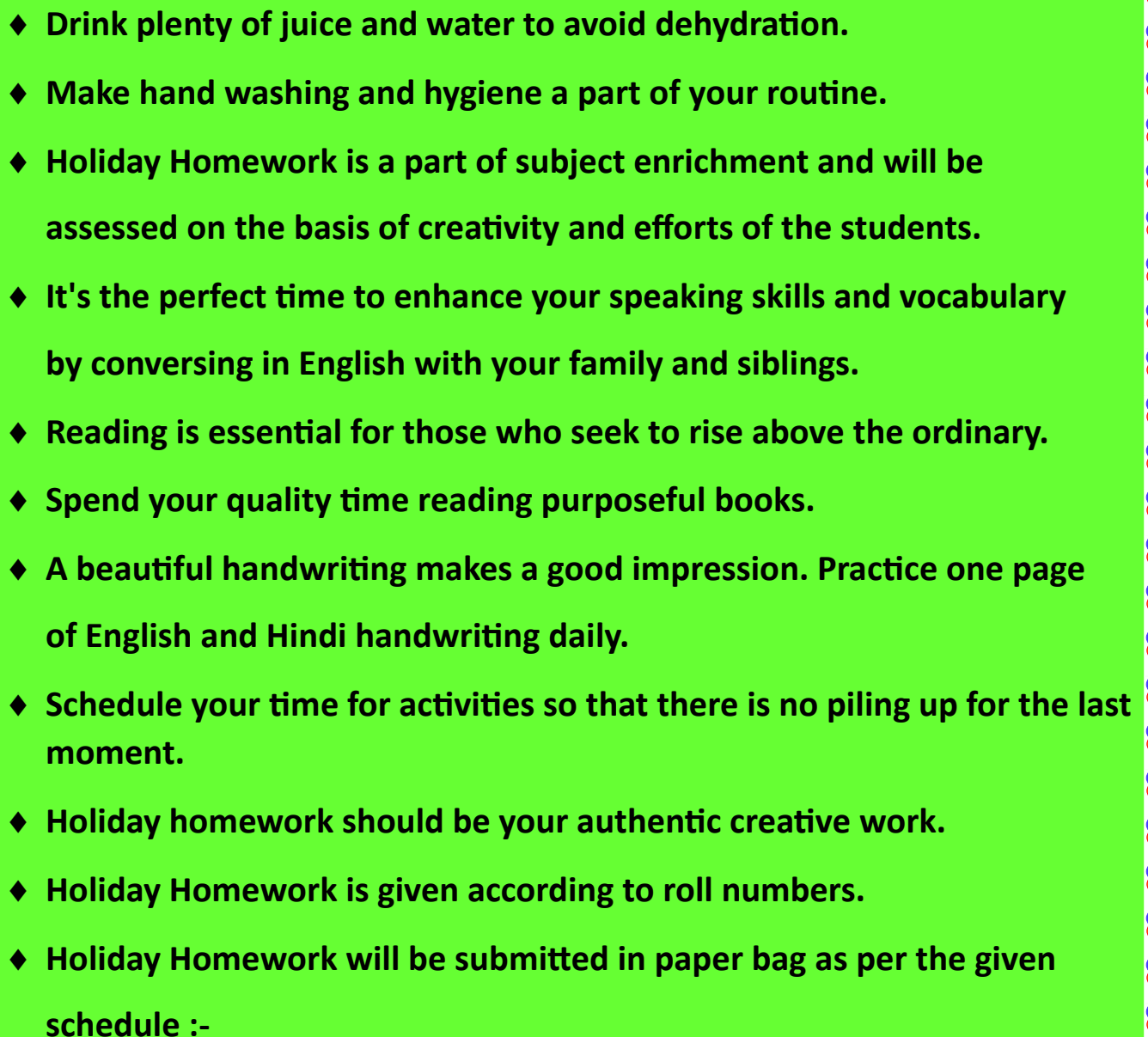


SOUTH DELHI PUBLIC SCHOOL
SUMMER VACATION-2025
CLASS-5



Dear Parents, Summer Vacation is a time for the children to enjoy and relax. These days are precious and valuable and can be made most from if judiciously used. We should always remind ourselves that children will not remember us for the gifts we shower upon them but will always cherish the time we spent with them. It's time to nurture young minds, inculcate moral values and narrate family anecdotes to keep them in touch with their roots.

- 
- ◆ Drink plenty of juice and water to avoid dehydration.
 - ◆ Make hand washing and hygiene a part of your routine.
 - ◆ Holiday Homework is a part of subject enrichment and will be assessed on the basis of creativity and efforts of the students.
 - ◆ It's the perfect time to enhance your speaking skills and vocabulary by conversing in English with your family and siblings.
 - ◆ Reading is essential for those who seek to rise above the ordinary.
 - ◆ Spend your quality time reading purposeful books.
 - ◆ A beautiful handwriting makes a good impression. Practice one page of English and Hindi handwriting daily.
 - ◆ Schedule your time for activities so that there is no piling up for the last moment.
 - ◆ Holiday homework should be your authentic creative work.
 - ◆ Holiday Homework is given according to roll numbers.
 - ◆ Holiday Homework will be submitted in paper bag as per the given schedule :-

- ◆ English - July 2
- ◆ Maths – July 3
- ◆ EVS – July 4
- ◆ Hindi – July 7



Dear Parents

❖ **Story Telling:**

Story telling is a great way to bond with your child. Pick up a story book every day and ask your child to predict the story by looking at the cover page. Narrate the story later (This activity will enhance listening skills, learn good moral values & building vocabulary).

Read the following books.

***Black Beauty by Anna Swell**

***Gulliver's Travels by Jonathan Swift**

***Arabian Nights Stories (Any Two)**

❖ **Paper Bag puppets:**

Make paper bag puppets to tell an amazing puppet story. Encourage them to narrate a not so heard story using these puppets

(This activity will enhance fine motor skills, creativity, imagination, building vocabulary& speaking skills).

❖ Enhance Your Skills:

Pick up a dictionary and look for words starting with the first two letters of your name. Choose 8 words and write their meaning. Use your imagination and create a picturesque representation of words through illustrations (draw/paste pictures) on A4 sheet or notebook.

❖ Form your WORD FOR THE DAY notebook, write a word everyday with its meaning and make a sentence with it.

PROJECT

❖ Roll No 1-10

Make a working model on: Kinds of Sentences

❖ Roll No 11-20

Make a working model on Subject & Predicate

❖ Roll No 21-30

Make a working model on Nouns



- 1) Do exercises 3A and 3C
- 2) Learn Tables from 2 to 20
- 3) Do the following project work


Project :-

1. Make a Roman numeral clock using Roman numerals I to XII

(Roll number 1 to 10)

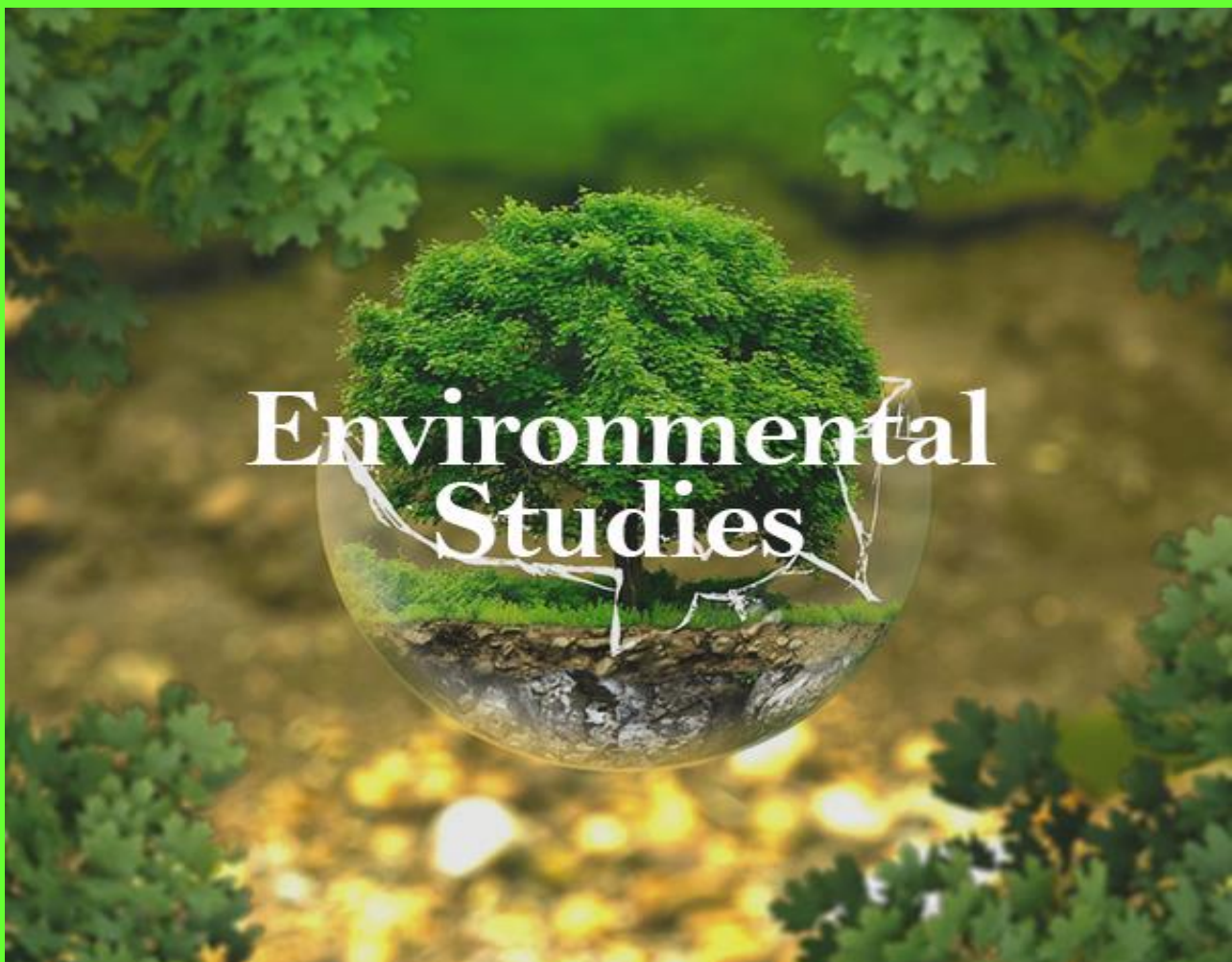
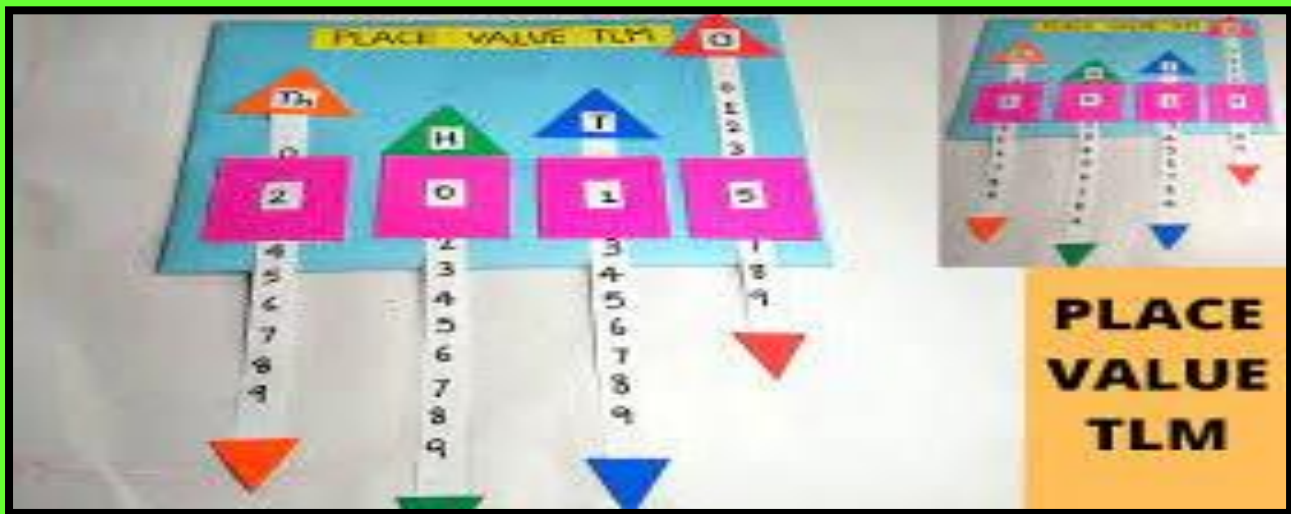


Project -2: Create working models of geometrical park using different geometrical shapes. (Roll number 11 to 20)



Project No 3: Make a Place value chart for 4-digit numbers

(Roll number 21 to 30)



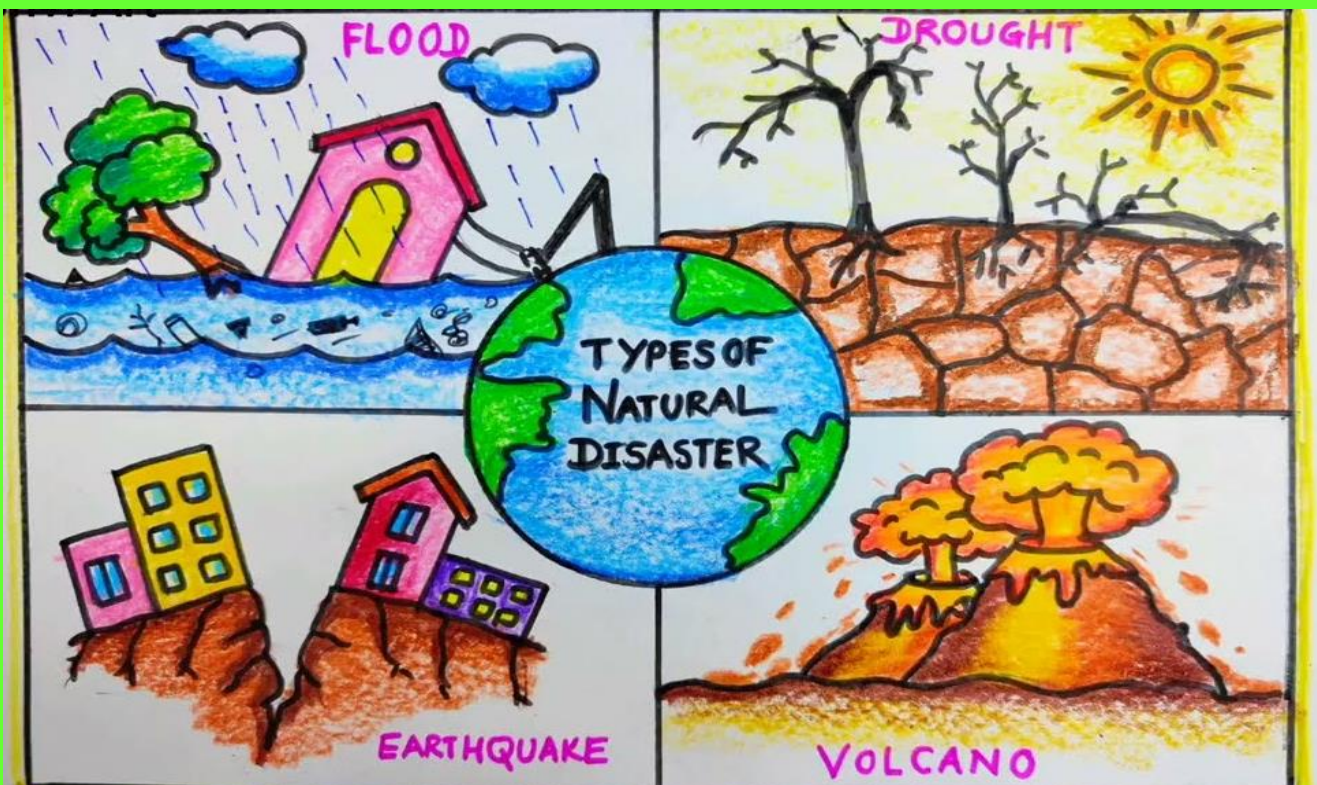
1. Learn questions and answers of lessons 1 and 4.

2. Make posters on the following topics :-

a) Uses of water (Roll no. 1 to 10)

b) 4 Natural Disasters (Roll no. 11 to 20)

c) Our National Symbols (Roll no. 21 to 30)





3. Make a model of the following :-

- a) Hydropower (Roll no. 1 to 10)**
- b) Wind Energy (Roll no. 11 to 20)**
- c) Solar Energy (Roll no. 21 to 30)**



1. प्रतितिन एक पृष्ठय सुलेख लिखिए । (एक छोटी कॉपी में)
2. बाँसुरी हिंदी पाठमाला से पाठ 1 से 3 तक शब्द – अर्थ लिखिए और याद कीजिए।
3. ग्रीष्म अवकाश में हिंदी कहानी की पुस्तकें पढ़िए । उन में से किसी एक चरित्र के बारे में अपने शब्दों में लिखिए व चित्र चिपकाइए ।
4. परियोजना कार्य :-
 - a) नाव की कहानी पाठ को पढ़ें तथा नाव का एक मॉडल बनाकर उसका नाम लिखें। (रोल न: 1 से 10 तक)



- b) “मूर्ति कला दिवस” अप्रैल माह के अंतिम शनिवार को मनाया जाता है। मिट्टी (क्ले) , प्लास्टिक की खाली बोतलों तथा रंगों की मदद से सुंदर मुखौटे बनाइए । (रोल न: 11 से 20 तक)



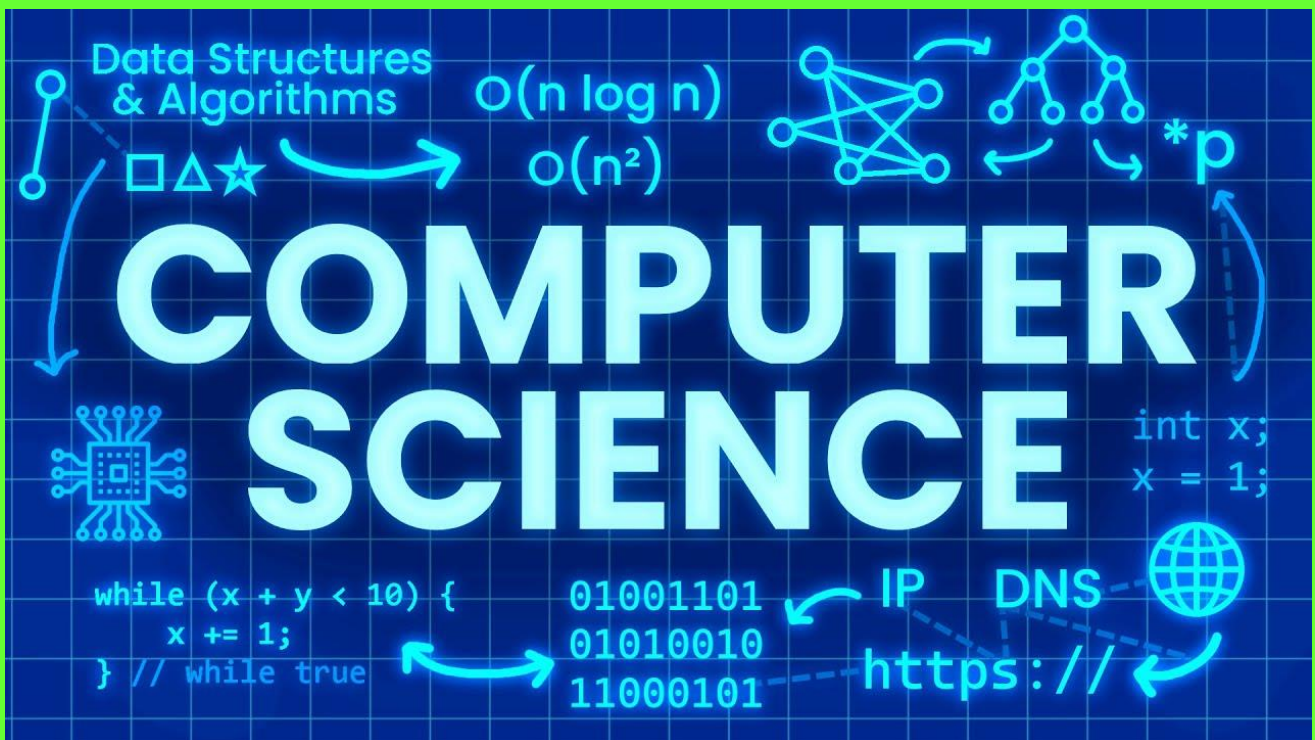
c) एक सुंदर ग्रीटिंग कार्ड बनाइए और उसमें हिंदी में संदेश लिखिए।
(रोल न: 21 से 30 तक)





- 1) Make pen and mobile holder (Roll no 1- 10)**
- 2) Pen stand with cardboard (Roll no 11 - 20)**
- 3) Pen holder with ice cream sticks (Roll no 21 - 30)**
- 4) Any one quilling activity of your choice (Roll no 1 - 30)**





1. On a A4 sheet paste print out of the following:-

- a. 5 Input Devices
- b. 5 output Devices

2. Draw a picture of KEYBOARD on A4 sheet.

INSTRUCTIONS FOR HOLIDAYS HOMEWORK:-

- 1. Write written work of all subjects on A4 sheets.**
- 2. After completing all work and activity sheets, keep all work in different folders (subject-wise) and paste your name slip and write Subject on the folder.**
- 3. Decorate the folders to make them attractive.**
- 4. Do Project work of all subjects Roll no wise.**

